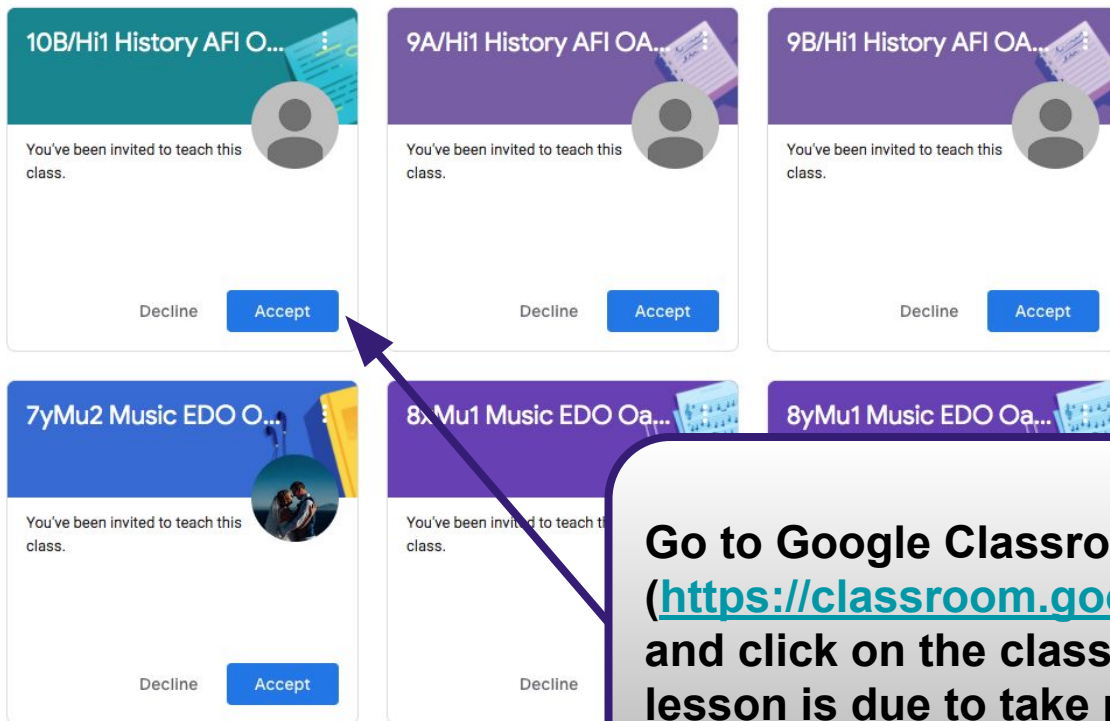


Joining a live lesson on a PC/laptop



The image displays five Google Classroom invitation cards arranged in two rows. Each card features a header with a class name, a profile picture of the teacher, and the text "You've been invited to teach this class." Below this text are two buttons: "Decline" and "Accept".

- Top row (left to right):
 - 10B/Hi1 History AFI O...
 - 9A/Hi1 History AFI OA...
 - 9B/Hi1 History AFI OA...
- Bottom row (left to right):
 - 7yMu2 Music EDO O...
 - 8yMu1 Music EDO Oa...
 - 8yMu1 Music EDO Oa...

A blue arrow points from the "Accept" button of the first card (10B/Hi1 History AFI O...) to the text box on the right.

Go to Google Classroom
(<https://classroom.google.com>)
and click on the class where the
lesson is due to take place.

OANo 11Y/En1 ESE English

Class code qpbiddg

Meet link Generate Meet link

Upcoming

No work due in soon

View all

Share something with your class...

Sarah Jackson posted a new assignment: An Inspector Calls quizzes
15 Jun

Emma Beaumont
20 Apr

Morning all

Hope you've had a good rest over the Easter holidays and stayed safe with your families. Work for this week attached.

A couple of people have asked about mock exam results. We have been asked not to share these at the moment, but I'll keep you updated.

Don't forget you can message me on here if you need anything.
Have a great week.

Add class comment...

Emma Beaumont posted a new assignment: Week 29 Task 2: Pet Shop Fire (Google Forms v...
20 Apr

Emma Beaumont posted a new assignment: Task 1
20 Apr

You will first see the 'stream'. This is a timeline of posts to the classroom.

'Classwork' gives an easier to use view of your classroom.

+ Create

Meet Google Calendar Class Drive folder

An Inspector Calls quizzes Due 19 Jun, 15:00

Week 29

Task 1 Due 23 Apr

Week 29 Task 2: Pet Shop Fire (Google Form... Due 23 Apr

Task 1 Due 22 Apr

Week 28

Task 7 Due 3 Apr

Task 6 Due 1 Apr

Task 5: How many marks? Due 1 Apr

Task 4: How many marks? Due 1 Apr

The classwork lets you see all of the assignments in the way your teacher has organised them, making them easy to find.



[+ Create](#) [Meet](#) [Google Calendar](#) [Class Drive folder](#)

An Inspector Calls quizzes Due 19 Jun, 15:00

Week 29 ⋮

Task 1 Due 23 Apr

Week 29 Task 2: Pet Shop Fire (Google Form... Due 23 Apr

Task 1 Due 22 Apr

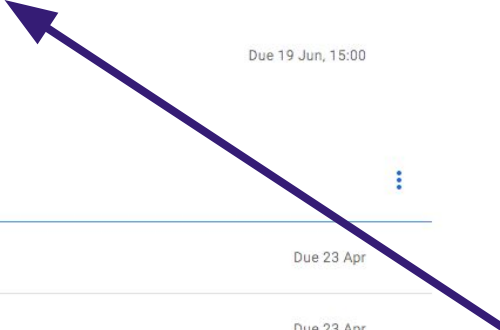
Week 28 ⋮

Task 7 Due 3 Apr

Task 6 Due 1 Apr

Task 5: How many marks? Due 1 Apr

Task 4: How many marks? Due 1 Apr



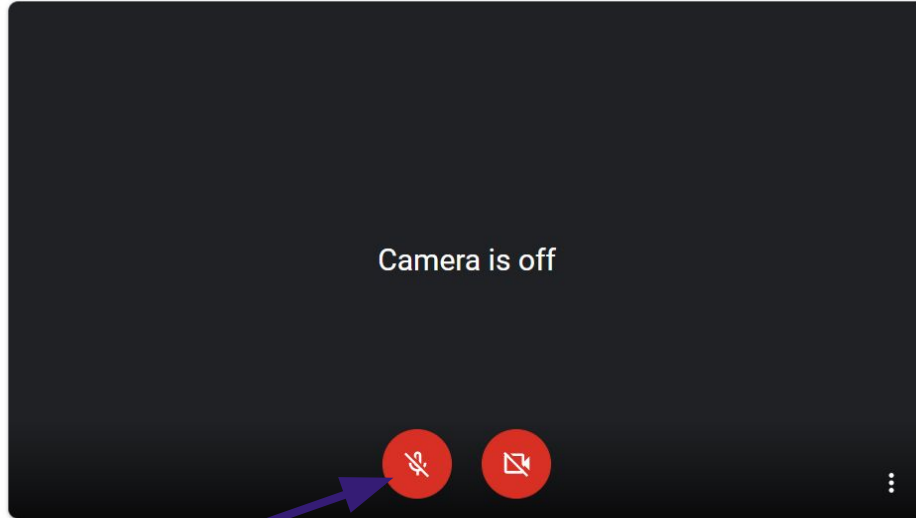
To join the live lesson, 5 minutes before the lesson starts your teacher will enable Google Meet.

Once this is enabled you can click on this button.

If the button is not there you may have arrived in Google Classroom early. Refresh the page and the button will appear if your teachers has enabled it.

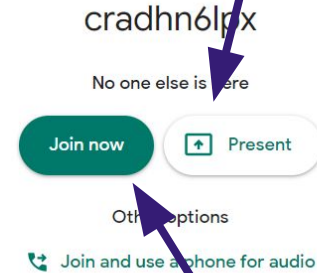


Meet



Before you join, click the microphone button to mute your microphone. Make sure to leave your camera on.

You will then be taken to Google Meet. Before you join you can see who is already in the lesson.



Once you are ready, press 'Join now'.

Joining a live lesson on a mobile phone or tablet

Required Apps

Before you join a lesson on a mobile phone or tablet you need to make sure you have the right apps installed.

- Google Classroom
- Google Meet
- Google Drive
- Google Docs
- Google Slides
- Google Sheets

Once installed, make sure you sign in to them using your school Google account



Drive



Classroom



Docs



Slides



Sheets



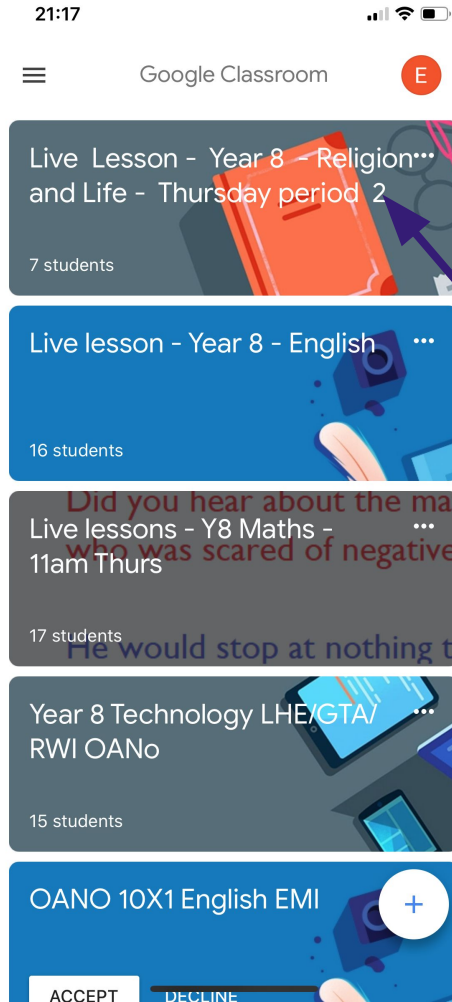
Meet



Explain EDU

Click on the Google Classroom app icon.

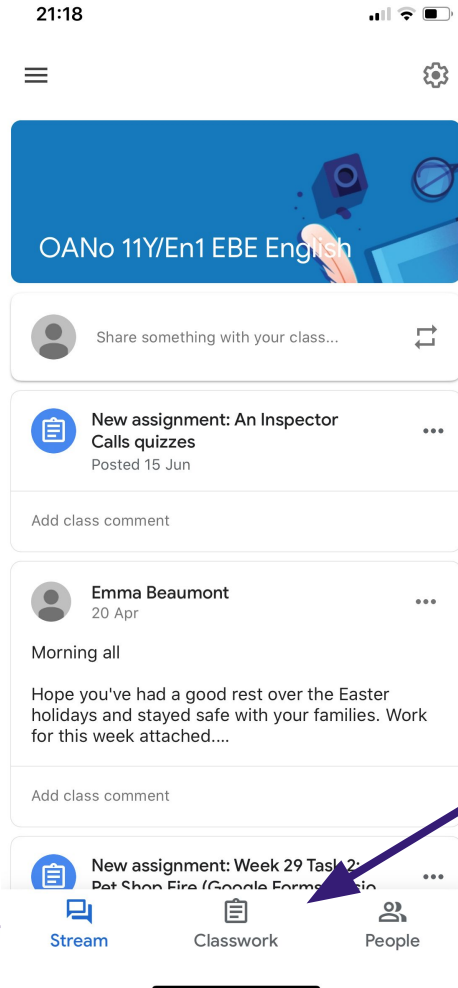




Click on the class where the lesson is due to take place.

ACCEPT

DECLINE



You will first see the 'stream'. This is a timeline of posts to the classroom.

'Classwork' gives an easier to use view of your classroom.

 An Inspector Calls quizzes
Posted 15 Jun, 13:42


Week 29

 Task 1
Posted 20 Apr, 10:13


 Week 29 Task 2: Pet Shop Fire (Google Forms...
Posted 20 Apr, 10:15


 Task 1
Posted 20 Apr, 10:10

Week 28

 Task 7
Posted 29 Mar, 21:34

 Task 6
Posted 29 Mar, 21:33

 Task 5: How many marks?
Posted 29 Mar, 21:32

 Task 4: How many marks?
Posted 29 Mar, 21:32



 Stream

 Classwork

 People

The classwork lets you see all of the assignments in the way your teacher has organised them, making them easy to find.

21:19

OANo 11Y/En1 EBE En...

An Inspector Calls quizzes
Posted 15 Jun, 13:42

Week 29

Task 1
Posted 20 Apr, 10:13

Week 29 Task 2: Pet Shop Fire (Google Forms...
Posted 20 Apr, 10:15

Task 1
Posted 20 Apr, 10:10

Week 28

Task 7
Posted 29 Mar, 21:34

Task 6
Posted 29 Mar, 21:33

Task 5: How many marks?
Posted 29 Mar, 21:32

Task 4: How many marks?
Posted 29 Mar, 21:32

Stream **Classwork** People

The screenshot shows a mobile view of a Google Classroom page. At the top, the time is 21:19 and there are icons for signal strength, Wi-Fi, and battery. Below the class name 'OANo 11Y/En1 EBE En...', there is a video call button (a camera icon) and a menu icon (three horizontal lines). A blue arrow points from the video call button to a text box on the right. The main content area lists tasks, with 'Week 29' and 'Week 28' acting as section headers. At the bottom, there are three navigation icons: 'Stream', 'Classwork' (which is highlighted), and 'People'. A blue plus sign button is also visible on the right side of the task list.

To join the live lesson, 5 minutes before the lesson starts your teacher will enable Google Meet.

Once this is enabled you can click on this button.

If the button is not there you may have arrived in Google Classroom early. Refresh the page and the button will appear if your teachers has enabled it.



Before you join, click the microphone button to mute your microphone. Make sure to leave your camera on

You will then be taken to Google Meet. Before you join you can see who is already in the lesson

c4ttwaukl6

You're the first one here

Join meeting

Present

Once you are ready, press 'Join now'